

[MAP Growth Reports](#) > Learning by Design Charter School

▼ Select School

Single-Term Achievement

Growth And Achievement

Term Rostered

Fall 2022-2023

Start Term

Fall 2022-2023

End Term

Spring 2022-2023

Course

Math K-12

↻ Update

Filters (0)

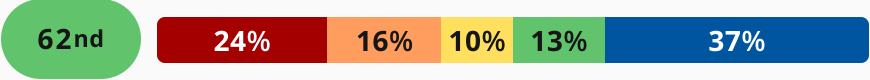
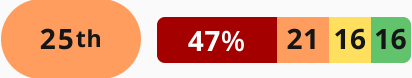
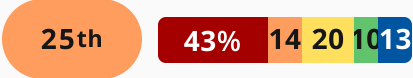
▼ Apply Filters

Learning by Design Charter School

School Profile

Growth and Achievement Overview

Learning by Design Charter School | Math K-12

Grade		Number of Students
All Grades	<p>Growth Median and Distribution</p>  <p>Achievement Fall 2022-2023 Median and Distribution</p>  <p>Achievement Spring 2022-2023 Median and Distribution</p> 	70
<p>Percentiles Key ● 1st - 20th ● 21st - 40th ● 41st - 60th ● 61st - 80th ● >80th Rostered Fall 2022-2023</p>		

[More information about this chart](#) ▾

School Profile

Growth and Achievement Quadrant By Grade

Learning by Design Charter School | Math K-12

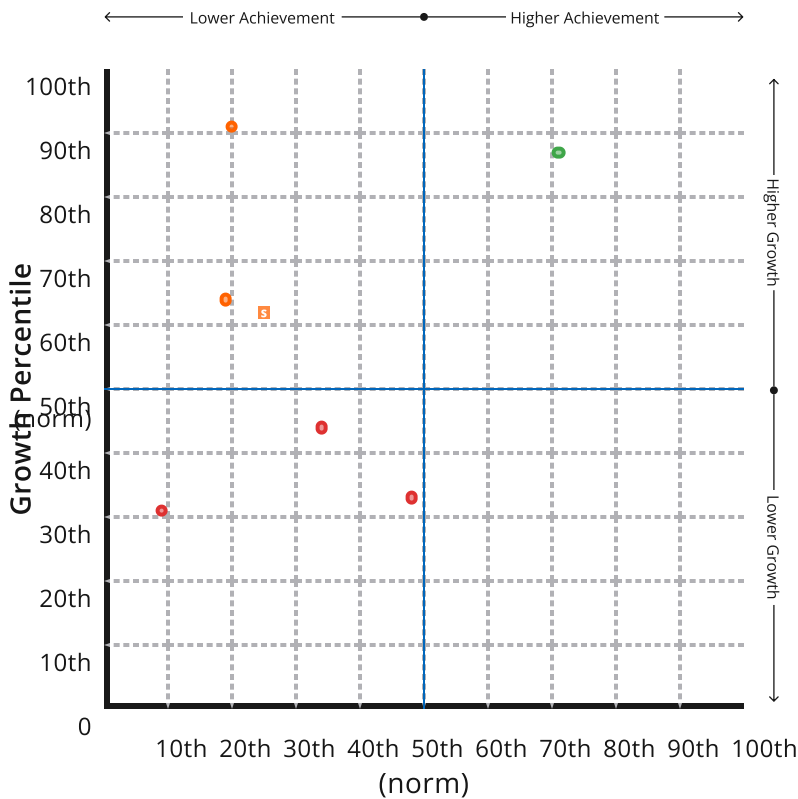


Chart achievement based on the following term

- Fall 2022-2023
- Spring 2022-2023

Achievement Percentile: Spring 2022-2023

Quadrant Key

- Low Achievement/High Growth
- High Achievement/High Growth
- Low Achievement/Low Growth
- High Achievement/Low Growth

Icon Key

- Rostered Fall 2022-2023
- School
- Median

Tested Fall 2022-2023 - Spring 2022-2023

School Profile

Growth and Achievement by Grade

Learning by Design Charter School | Math K-12

Grade ↑	Sort by -- select an option --	Number of Students
K	<p>Growth Median and Distribution</p> <p>33rd </p> <hr/> <p>Achievement Fall 2022-2023 Median and Distribution Achievement Spring 2022-2023 Median and Distribution</p> <p>57th 48th </p>	8
Grade 1	<p>Growth Median and Distribution</p> <p>44th </p> <hr/> <p>Achievement Fall 2022-2023 Median and Distribution Achievement Spring 2022-2023 Median and Distribution</p> <p>31st 34th </p>	9
Grade 2	<p>Growth Median and Distribution</p> <p>87th </p> <hr/> <p>Achievement Fall 2022-2023 Median and Distribution Achievement Spring 2022-2023 Median and Distribution</p> <p>38th 71st </p>	13
Grade 3	<p>Growth Median and Distribution</p> <p>64th </p> <hr/> <p>Achievement Fall 2022-2023 Median and Distribution Achievement Spring 2022-2023 Median and Distribution</p> <p>10th 19th </p>	18

Grade ↑	Sort by -- select an option --	Number of Students
Grade 4	<p>Growth Median and Distribution</p> <div style="display: flex; align-items: center; gap: 10px;"> <div style="border: 1px solid #ccc; border-radius: 15px; padding: 5px; background-color: #f96;">31st</div> <div style="width: 100%; height: 15px; background: linear-gradient(to right, #800000 38%, #f96 38% 63%, #f0e68c 63% 75%, #90ee90 75% 87%, #008000 87% 99%);"></div> </div> <hr style="border-top: 1px dashed #ccc;"/> <div style="display: flex; justify-content: space-between;"> <div style="width: 45%;"> <p>Achievement Fall 2022-2023 Median and Distribution</p> <div style="display: flex; align-items: center; gap: 10px;"> <div style="border: 1px solid #ccc; border-radius: 15px; padding: 5px; background-color: #800000; color: white;">15th</div> <div style="width: 100%; height: 15px; background: linear-gradient(to right, #800000 75%, #f96 75% 87%, #90ee90 87% 99%);"></div> </div> </div> <div style="width: 45%;"> <p>Achievement Spring 2022-2023 Median and Distribution</p> <div style="display: flex; align-items: center; gap: 10px;"> <div style="border: 1px solid #ccc; border-radius: 15px; padding: 5px; background-color: #800000; color: white;">9th</div> <div style="width: 100%; height: 15px; background: linear-gradient(to right, #800000 63%, #f96 63% 75%, #f0e68c 75% 87%, #90ee90 87% 99%);"></div> </div> </div> </div>	8
Grade 5	<p>Growth Median and Distribution</p> <div style="display: flex; align-items: center; gap: 10px;"> <div style="border: 1px solid #ccc; border-radius: 15px; padding: 5px; background-color: #000080; color: white;">91st</div> <div style="width: 100%; height: 15px; background: linear-gradient(to right, #800000 14%, #f96 14% 21%, #90ee90 21% 43%, #000080 43% 99%);"></div> </div> <hr style="border-top: 1px dashed #ccc;"/> <div style="display: flex; justify-content: space-between;"> <div style="width: 45%;"> <p>Achievement Fall 2022-2023 Median and Distribution</p> <div style="display: flex; align-items: center; gap: 10px;"> <div style="border: 1px solid #ccc; border-radius: 15px; padding: 5px; background-color: #800000; color: white;">3rd</div> <div style="width: 100%; height: 15px; background: linear-gradient(to right, #800000 64%, #f96 64% 93%, #90ee90 93% 97%);"></div> </div> </div> <div style="width: 45%;"> <p>Achievement Spring 2022-2023 Median and Distribution</p> <div style="display: flex; align-items: center; gap: 10px;"> <div style="border: 1px solid #ccc; border-radius: 15px; padding: 5px; background-color: #800000; color: white;">20th</div> <div style="width: 100%; height: 15px; background: linear-gradient(to right, #800000 50%, #f96 50% 64%, #f0e68c 64% 77%, #90ee90 77% 81%, #000080 81% 99%);"></div> </div> </div> </div>	14
<p>Percentiles Key ● 1st - 20th ● 21st - 40th ● 41st - 60th ● 61st - 80th ● >80th</p> <p style="text-align: right;">Rostered Fall 2022-2023 Tested Fall 2022-2023 - Spring 2022-2023</p> <p>More information about this chart ▼</p>		

Lexile® and Quantile® are trademarks of MetaMetrics, Inc., and are registered in the United States and abroad. The trademarks and names of other companies and products mentioned herein are the property of their respective owners. Copyright © 2024 MetaMetrics, Inc. All rights reserved.