

Single-Term Achievement

Growth And Achievement

Term Rostered

Fall 2022-2023

Start Term

Fall 2022-2023

End Term

Spring 2022-2023

Course

Reading

↻ Update

Filters (0)

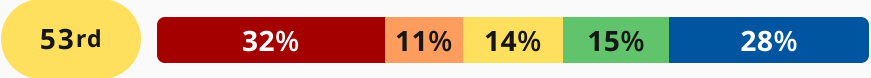
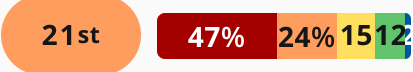
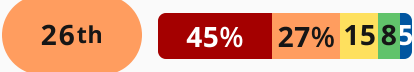
▼ Apply Filters

Learning by Design Charter School

School Profile

Growth and Achievement Overview

Learning by Design Charter School | Reading

Grade		Number of Students
All Grades	<p>Growth Median and Distribution</p>  <p>-----</p> <div style="display: flex; justify-content: space-around;"> <div data-bbox="354 1682 764 1864"> <p>Achievement Fall 2022-2023 Median and Distribution</p>  </div> <div data-bbox="808 1682 1219 1864"> <p>Achievement Spring 2022-2023 Median and Distribution</p>  </div> </div>	74
<p>Percentiles Key ● 1st - 20th ● 21st - 40th ● 41st - 60th ● 61st - 80th ● >80th Rostered Fall 2022-2023</p>		

[More information about this chart](#) ▾

School Profile

Growth and Achievement Quadrant By Grade

Learning by Design Charter School | Reading

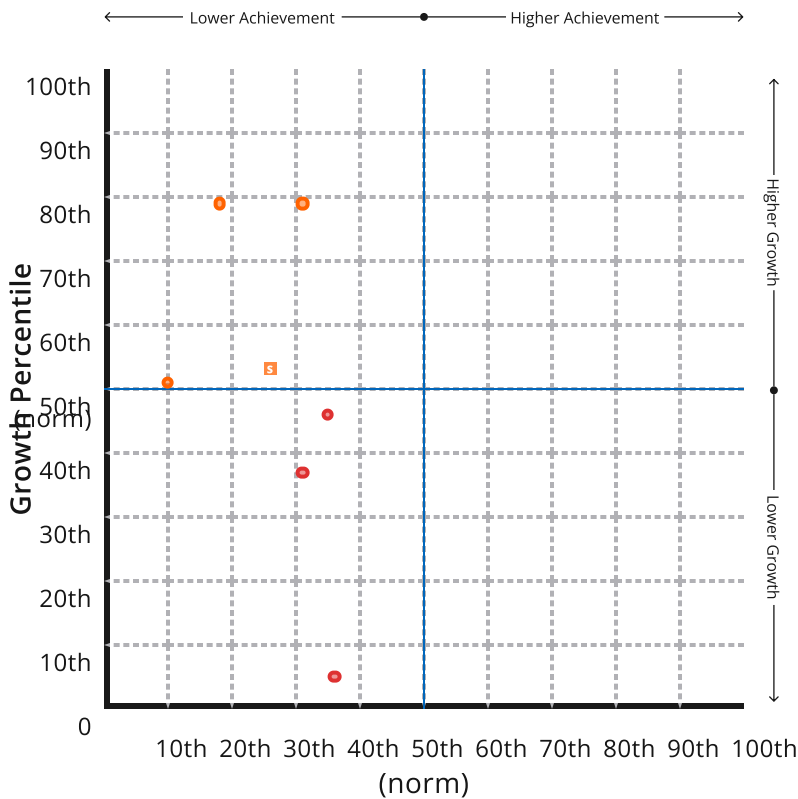


Chart achievement based on the following term

- Fall 2022-2023
- Spring 2022-2023

Achievement Percentile: Spring 2022-2023

Quadrant Key

- Low Achievement/High Growth
- High Achievement/High Growth
- Low Achievement/Low Growth
- High Achievement/Low Growth

Icon Key

- Rostered Fall 2022-2023
- School
- Median




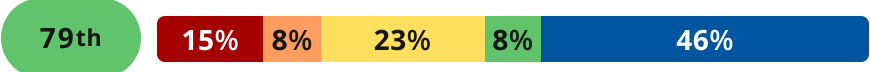


Tested Fall 2022-2023 - Spring 2022-2023

School Profile

Growth and Achievement by Grade

Learning by Design Charter School | Reading

Grade ↑	Sort by -- select an option --	Number of Students
K	<p>Growth Median and Distribution</p> <p>5th 75% 12% 13%</p> <hr/> <p>Achievement Fall 2022-2023 Median and Distribution</p> <p>59th 13 37% 37% 13</p> <p>Achievement Spring 2022-2023 Median and Distribution</p> <p>36th 38% 37% 25%</p>	8
Grade 1	<p>Growth Median and Distribution</p> <p>46th 33% 11% 22% 34%</p> <hr/> <p>Achievement Fall 2022-2023 Median and Distribution</p> <p>38th 34% 22 33% 11</p> <p>Achievement Spring 2022-2023 Median and Distribution</p> <p>35th 22 34% 22 22</p>	9
Grade 2	<p>Growth Median and Distribution</p> <p>37th 39% 15% 8% 23% 15%</p> <hr/> <p>Achievement Fall 2022-2023 Median and Distribution</p> <p>27th 23% 46% 8 23%</p> <p>Achievement Spring 2022-2023 Median and Distribution</p> <p>31st 23% 31% 38% 8</p>	13
Grade 3	<p>Growth Median and Distribution</p> <p>51st 26% 16% 16% 21% 21%</p> <hr/> <p>Achievement Fall 2022-2023 Median and Distribution</p> <p>6th 58% 26% 11 5</p> <p>Achievement Spring 2022-2023 Median and Distribution</p> <p>10th 58% 26% 11 5</p>	19

Grade ↑	Sort by -- select an option --	Number of Students
Grade 4	<p>Growth Median and Distribution</p>  <hr/> <p>Achievement Fall 2022-2023 Median and Distribution</p>  <p>Achievement Spring 2022-2023 Median and Distribution</p> 	12
Grade 5	<p>Growth Median and Distribution</p>  <hr/> <p>Achievement Fall 2022-2023 Median and Distribution</p>  <p>Achievement Spring 2022-2023 Median and Distribution</p> 	13
<p>Percentiles Key ● 1st - 20th ● 21st - 40th ● 41st - 60th ● 61st - 80th ● >80th</p> <p style="text-align: right;">Rostered Fall 2022-2023 Tested Fall 2022-2023 - Spring 2022-2023</p> <p>More information about this chart ▾</p>		

Lexile® and Quantile® are trademarks of MetaMetrics, Inc., and are registered in the United States and abroad. The trademarks and names of other companies and products mentioned herein are the property of their respective owners. Copyright © 2024 MetaMetrics, Inc. All rights reserved.